



1. I have been told about the study and I know why it is being done and what to do. I know that I do not have to do it if I do not want to. If I have questions I can ask my teacher. I know that I can stop at any time.

		Response Percent	Response Count
I understand and will begin the survey.		100.0%	86
I would rather not do it.		0.0%	0
		answered question	86
		skipped question	0




2. Where do you go to school?

		Response Percent	Response Count
	IS 5	0.0%	0
	IS 10	0.0%	0
	IS 61	0.0%	0
	IS 72	0.0%	0
	IS 73	0.0%	0
	IS 77	0.0%	0
	IS 89	0.0%	0
	IS 91	0.0%	0
	IS 93	0.0%	0
	IS 125	0.0%	0
	IS 126	0.0%	0
	IS 141	0.0%	0
	IS 144	0.0%	0
	IS 145	0.0%	0
	IS 157	0.0%	0
	IS 185	0.0%	0
	IS 189	0.0%	0
	IS 204	0.0%	0
	IS 217	0.0%	0
	IS 230	0.0%	0
	IS 237	0.0%	0
	PS 12	0.0%	0
	PS 14	0.0%	0







PS 19	0.0%	0
PS 30	0.0%	0
PS 54	0.0%	0
PS 76	0.0%	0
PS 92	0.0%	0
PS 111	0.0%	0
PS 127	0.0%	0
PS 151	0.0%	0
PS 153	0.0%	0
Al-Iman School	0.0%	0
Al-Manoor School	0.0%	0
Bais Yaakov Academy	0.0%	0
Bnos Malka Academy	0.0%	0
El-Ber Islamic School	0.0%	0
Flushing High School	0.0%	0
Forest Hills HS	0.0%	0
Grover Cleveland HS	 100.0%	86
Jamaica HS	0.0%	0
John Bowne High School	0.0%	0
Hevach High School	0.0%	0
Long Island City High School	0.0%	0
Machon Academy	0.0%	0
Martin Luther HS	0.0%	0
The Muslim Center Elementary School	0.0%	0
Newcomers High School	0.0%	0

Newtown HS	0.0%	0
Our Lady of Mercy	0.0%	0
Our Lady of Sorrows	0.0%	0
Queens Academy HS	0.0%	0
Queens Lutheran School	0.0%	0
Queens Vocational HS	0.0%	0
Razi School	0.0%	0
Redeemer Lutheran	0.0%	0
Resurrection Ascension School	0.0%	0
St. Adalbert	0.0%	0
St. Francis of Assisi School	0.0%	0
St. John Lutheran School	0.0%	0
St. Kevin School	0.0%	0
St. Mel School	0.0%	0
St. Nicholas of Tolentine	0.0%	0
St. Raphael School	0.0%	0
Sacred Heart School	0.0%	0
Shaarei Zion Ohel Bracha	0.0%	0
Tiferes Torah Institute	0.0%	0
William Cullen Bryant High School	0.0%	0
Yesheiva Tifereth Moshe	0.0%	0
Yeshivat Our Haim	0.0%	0
Other	0.0%	0
other school (please specify)		2
answered question		86




3. What grade are you in?

		Response Percent	Response Count
6th		0.0%	0
7th		0.0%	0
8th		0.0%	0
9th		0.0%	0
10th		1.2%	1
11th		45.3%	39
12th		53.5%	46
answered question			86
skipped question			0




4. How often do you use your computer at home for homework?

		Response Percent	Response Count
I don't have a computer at home		4.9%	4
I don't use my home computer for homework		2.4%	2
A few times a year		15.9%	13
About once a month		7.3%	6
About once a week		32.9%	27
Almost every night		36.6%	30
answered question			82
skipped question			4





5. Compared to last year, this year my teachers are using computers...

		Response Percent	Response Count
less		15.9%	13
about the same amount		52.4%	43
more		31.7%	26
answered question			82
skipped question			4






6. Compared to last year, this year students in my grade are using computers...

		Response Percent	Response Count
less		23.2%	19
about the same amount		54.9%	45
more		22.0%	18
answered question			82
skipped question			4






7. During this school year, how much time per week did you spend using computers in your class(es)?

		Response Percent	Response Count
Not at all		48.8%	40
Less than one period per week		26.8%	22
1 or 2 periods (or a double period) per week		23.2%	19
3 to 4 periods per week		0.0%	0
More than 4 periods per week		1.2%	1
answered question			82
skipped question			4






8. During this school year, I typed up reports and assignments.

		Response Percent	Response Count
Never		20.0%	7
A few times a year		28.6%	10
About once a month		28.6%	10
About once a week		17.1%	6
Almost every day		5.7%	2
answered question			35
skipped question			51






9. During this school year, I made spreadsheets and graphs.

		Response Percent	Response Count
Never		51.4%	18
A few times a year		20.0%	7
About once a month		14.3%	5
About once a week		11.4%	4
Almost every day		2.9%	1
answered question			35
skipped question			51





10. During this school year, I used blogs to communicate with other students and teachers

		Response Percent	Response Count
Never		71.4%	25
A few times a year		11.4%	4
About once a month		2.9%	1
About once a week		5.7%	2
Almost every day		8.6%	3
answered question			35
skipped question			51




11. During this school year, I did research on the Internet for a report or assignment.

		Response Percent	Response Count
Never		11.4%	4
A few times a year		28.6%	10
About once a month		22.9%	8
About once a week		28.6%	10
Almost every day		8.6%	3
answered question			35
skipped question			51






12. During this school year, I made a PowerPoint presentation.

		Response Percent	Response Count
Never		71.4%	25
A few times a year		17.1%	6
About once a month		8.6%	3
About once a week		2.9%	1
Almost every day		0.0%	0
answered question			35
skipped question			51






13. During this school year, I used the computer to make a graphic novel.

		Response Percent	Response Count
Never		85.7%	30
A few times a year		5.7%	2
About once a month		8.6%	3
About once a week		0.0%	0
Almost every day		0.0%	0
answered question			35
skipped question			51






14. During this school year, I took a test on the computer.

		Response Percent	Response Count
Never		57.1%	20
A few times a year		22.9%	8
About once a month		11.4%	4
About once a week		5.7%	2
Almost every day		2.9%	1
answered question			35
skipped question			51






15. During this school year, I used a computer program to improve my study skills or learning skills.

		Response Percent	Response Count
Never		40.0%	14
A few times a year		22.9%	8
About once a month		14.3%	5
About once a week		14.3%	5
Almost every day		8.6%	3
answered question			35
skipped question			51




16. During this school year, I made or listened to a podcast.

		Response Percent	Response Count
Never		68.6%	24
A few times a year		14.3%	5
About once a month		5.7%	2
About once a week		8.6%	3
Almost every day		2.9%	1
answered question			35
skipped question			51




17. During this school year, I made or edited a webpage or worked in a web environment, like a wikispace.

		Response Percent	Response Count
Never		80.0%	28
A few times a year		5.7%	2
About once a month		5.7%	2
About once a week		2.9%	1
Almost every day		5.7%	2
answered question			35
skipped question			51





18. This school year, I collected data using equipment that go with the computer, like probes or PDAs.

		Response Percent	Response Count
Never		85.7%	30
A few times a year		0.0%	0
About once a month		5.7%	2
About once a week		8.6%	3
Almost every day		0.0%	0
answered question			35
skipped question			51









19. This school year, I made or edited a video or movie.

		Response Percent	Response Count
Never		85.7%	30
A few times a year		8.6%	3
About once a month		5.7%	2
About once a week		0.0%	0
Almost every day		0.0%	0
answered question			35
skipped question			51

20. During the past school year, I created or contributed to a web-based map or timeline.

		Response Percent	Response Count
Never		71.4%	25
A few times a year		22.9%	8
About once a month		2.9%	1
About once a week		2.9%	1
Almost every day		0.0%	0
answered question			35
skipped question			51

21. In which classes do you use technology. (Check all that apply)

		Response Percent	Response Count
Math		22.9%	8
Sciences		37.1%	13
English Language Arts		20.0%	7
Social Studies		71.4%	25
Art		0.0%	0
Music		0.0%	0
Physical Education/Gym		0.0%	0
ESL or ELL		17.1%	6
Computer Class		34.3%	12
Multi-Media		11.4%	4
None of the Above		8.6%	3
Other (please specify)			1
answered question			35
skipped question			51

22. How well do you know how to use the following equipment, applications or web sites?

	I never tried	I know the basics	I'm pretty good	I'm an expert	Response Count
Digital camera or video	0.0% (5)	0.0% (11)	0.0% (35)	0.0% (18)	0
Audacity or GarageBand	0.0% (50)	0.0% (14)	0.0% (3)	0.0% (2)	0
iMovie or Movie Maker	0.0% (38)	0.0% (17)	0.0% (10)	0.0% (4)	0
Wikispaces	0.0% (39)	0.0% (21)	0.0% (7)	0.0% (2)	0
NYLearns	0.0% (55)	0.0% (13)	0.0% (1)	0.0% (0)	0
Teacher/Class Blogs	0.0% (45)	0.0% (18)	0.0% (4)	0.0% (2)	0
Google Maps	0.0% (5)	0.0% (21)	0.0% (28)	0.0% (15)	0
Comic Life	0.0% (54)	0.0% (11)	0.0% (1)	0.0% (3)	0
answered question					69
skipped question					17

23. How much do you agree with these statements?

	Strongly Disagree	Disagree	Agree	Strongly Agree	Rating Average	Response Count
I am able to learn more when I use computers in my school.	0.0% (2)	0.0% (15)	0.0% (43)	0.0% (8)	0.00	0
I work harder on my assignments when I am using a computer.	0.0% (3)	0.0% (13)	0.0% (44)	0.0% (8)	0.00	0
I would be a better student if I got to use technology more in school.	0.0% (4)	0.0% (16)	0.0% (39)	0.0% (9)	0.00	0
Teachers in this school know a lot about how to use computers to help students learn more.	0.0% (5)	0.0% (17)	0.0% (39)	0.0% (6)	0.00	0
There are enough computers in my school for students to use for their schoolwork.	0.0% (15)	0.0% (27)	0.0% (21)	0.0% (5)	0.00	0
I am using computers in my class (es) in ways that other students in this school are not.	0.0% (12)	0.0% (46)	0.0% (10)	0.0% (0)	0.00	0
I have shown other students how to do things with computers.	0.0% (6)	0.0% (27)	0.0% (32)	0.0% (3)	0.00	0
I have shown a teacher how to do things with computers.	0.0% (10)	0.0% (35)	0.0% (20)	0.0% (3)	0.00	0
I use computers more in my class (es) than other students in this school	0.0% (18)	0.0% (42)	0.0% (7)	0.0% (1)	0.00	0
answered question						68
skipped question						18